



Involvement of MED Ports & AQ organisations in identification of critical points for mitigation actions on cruise and passenger ship emissions

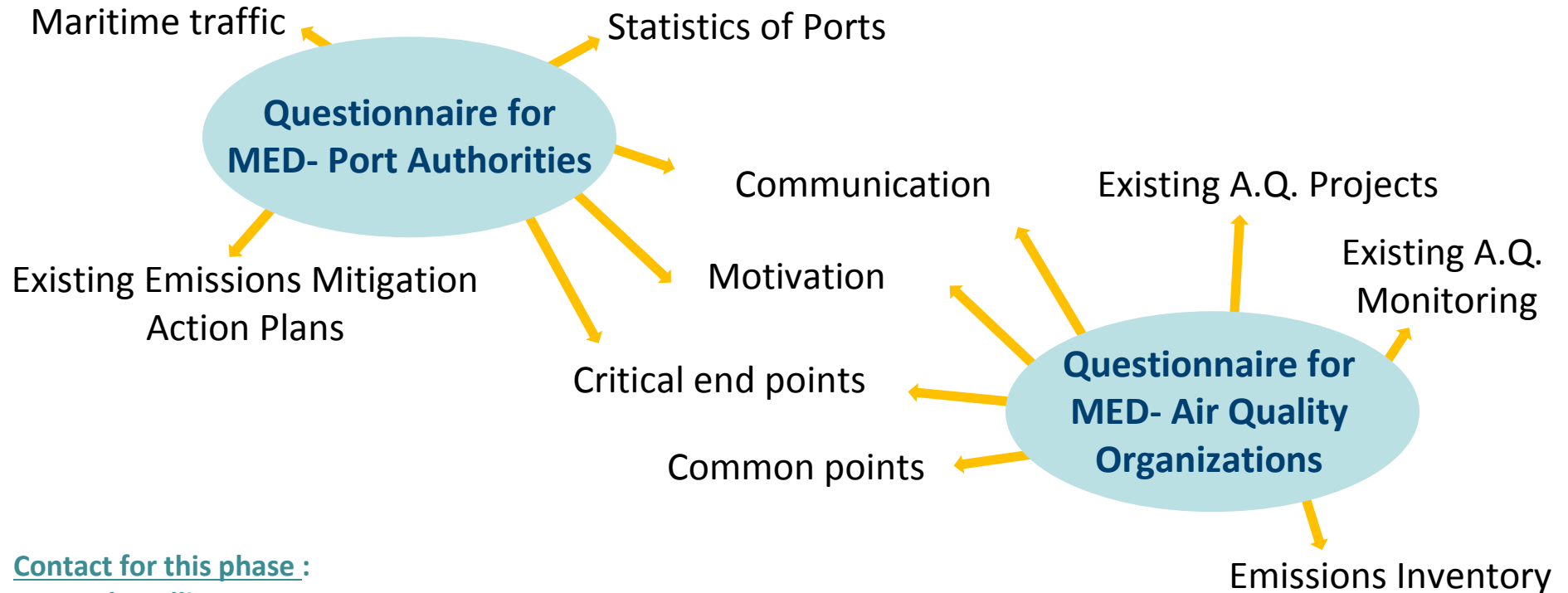
Laure Chevallier, Air PACA



Programme cofinancé par le Fonds Européen de Développement Régional
Programme cofinanced by the European Regional Development Fund



Tools – Participative consultations



Contact for this phase :

Laure Chevallier

laure.chevallier@airpaca.org



Programme cofinancé par le Fonds Européen de Développement Régional
Programme cofinanced by the European Regional Development Fund



Tools – Participative consultations

- Sent to :
- 110 Port Authorities
 - 43 AQ organisations
- in the whole MED Basin

CAIMANs : a European project dedicated to Air Quality in the MED - Ports

The European project CAIMANs addresses the air quality issues carried out by European governmental and non-governmental organisations, in five important port cities in the North of the Mediterranean (Thessaloniki and Venice) and it aims to involve the port authorities in the Mediterranean, within an international framework of cooperation between countries.

The project is focused on the Air Quality Impact of cargo and passenger ships, an important tourist sector in the Mediterranean.

This participative consultation aims at proposing Mediterranean Cooperation Programmes on air quality impact due to ship traffic. Our objective is to propose a joint policy response to be acted for this tourist sector in the future.

You can upload the questionnaire in .pdf here

*Obligatoire

WE ARE SEARCHING FOR NEW PARTNERS FOR THE MED PROGRAMME AND FOR FUTURE MEDITERRANEAN COOPERATION PROGRAMMES

PLEASE TAKE 10 MINUTES

Before starting, gather any data on

→ emissions
→ possible future actions



A/ PORT'S ACTIVITIES

9. A-1/ Type of port *

Une seule réponse possible.

- Industrial
 Touristic (Cruise and/or ferry ship)
 Both

10. A-2/ Localisation: how far from urban area is your port located?

Une seule réponse possible.

- Located in an urban area
 distance < 5km
 5 < distance < 10 km
 > 10km

11. A-3/ Kind of traffic : CRUISE VESSEL *

Une seule réponse possible.

- Yes Passez à la question 12.
 No Passez à la question 21.

Statistics on CRUISE traffic

To evaluate the impact of the port's activities on the air quality, we need to know the number of cruise vessels arriving at and from your port.

In this specific CAIMANs project, we mainly consider the cruise and passenger ships in the Mediterranean Area.

12. A-3.1/ Number of CRUISE vessel per year

In 2013, if possible. Otherwise, please, precise the year for which year

B/ AIR QUALITY ACTION PLANS

34. B-1/ Is there any regulation in your city/port aiming to mitigate pollutants emissions ? *

If yes, precise the regulation in "Autre"

Plusieurs réponses possibles.

- Yes
 No
 I don't know
 Autre : _____

35. B-2/ Is there any specific regulation in your port relative to sulfure fuel content ? *

If yes, precise the regulation in "Autre"

Plusieurs réponses possibles.

- Yes
 No
 I don't know
 Autre : _____

36. B-3/ Do you plan to set up electricity power supply for the FERRY/CRUISE ships in your port ?

Une seule réponse possible.

- Yes
 No

37. B-4/ Is there any action plans to encourage the LNG use in your port ? *

Une seule réponse possible.

- Yes
 No
 I don't know

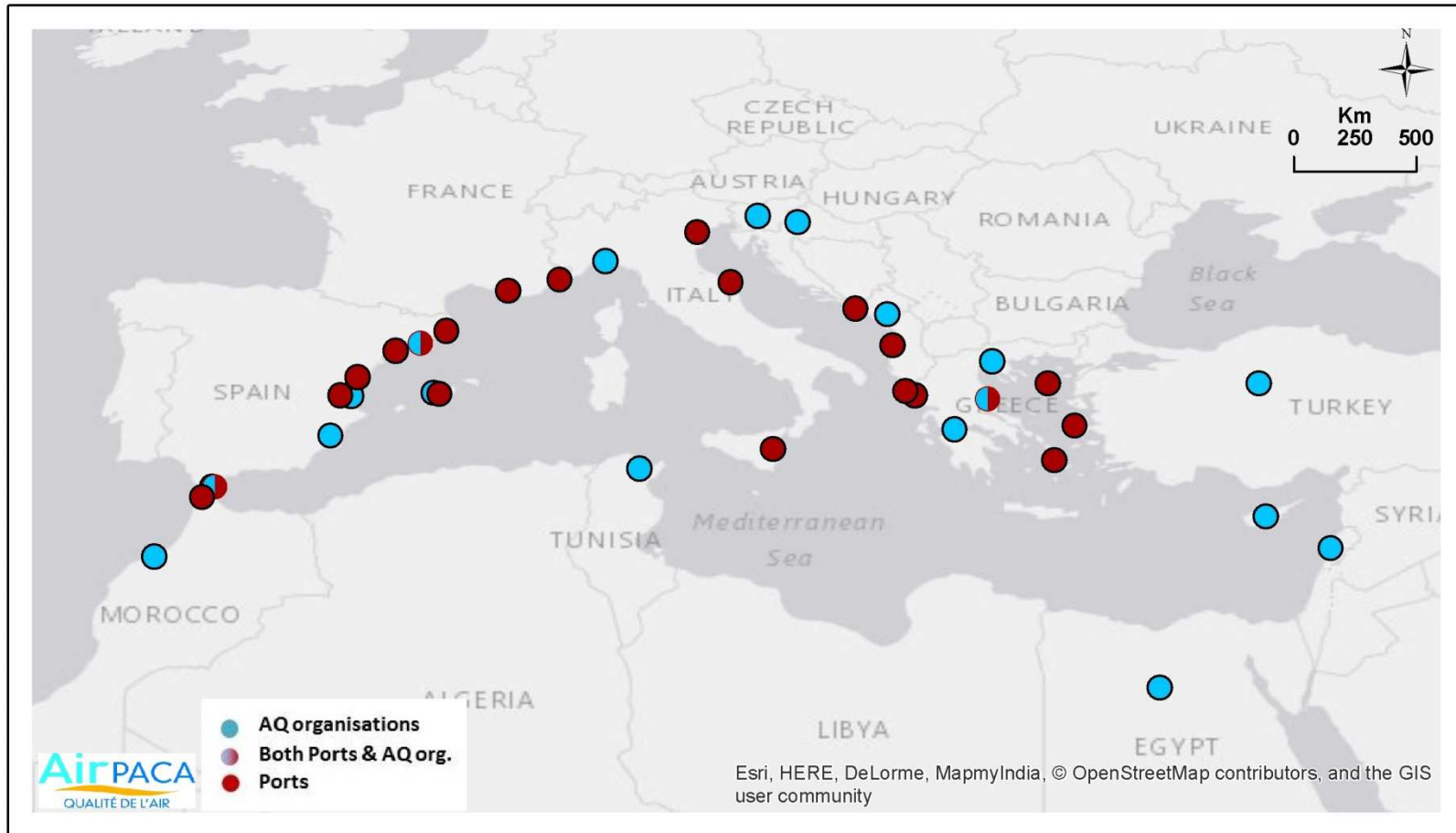
38. B-5/ Is the ships IMPACT considered as an interesting topic between public community and local authorities? *

If yes, precise which aspects of discussion are the most relevant in "Autre"

Plusieurs réponses possibles.

- Yes
 No

Answers



- **22 Port Authorities (20%)**
- **18 AQ organisations (42%)**



Results on PORTS



Generality

Answers from
PORTS

- ✓ **95 % of the ports are located in an urban area**
- ✓ **68% of the ports have already been involved in environmental impact evaluations**

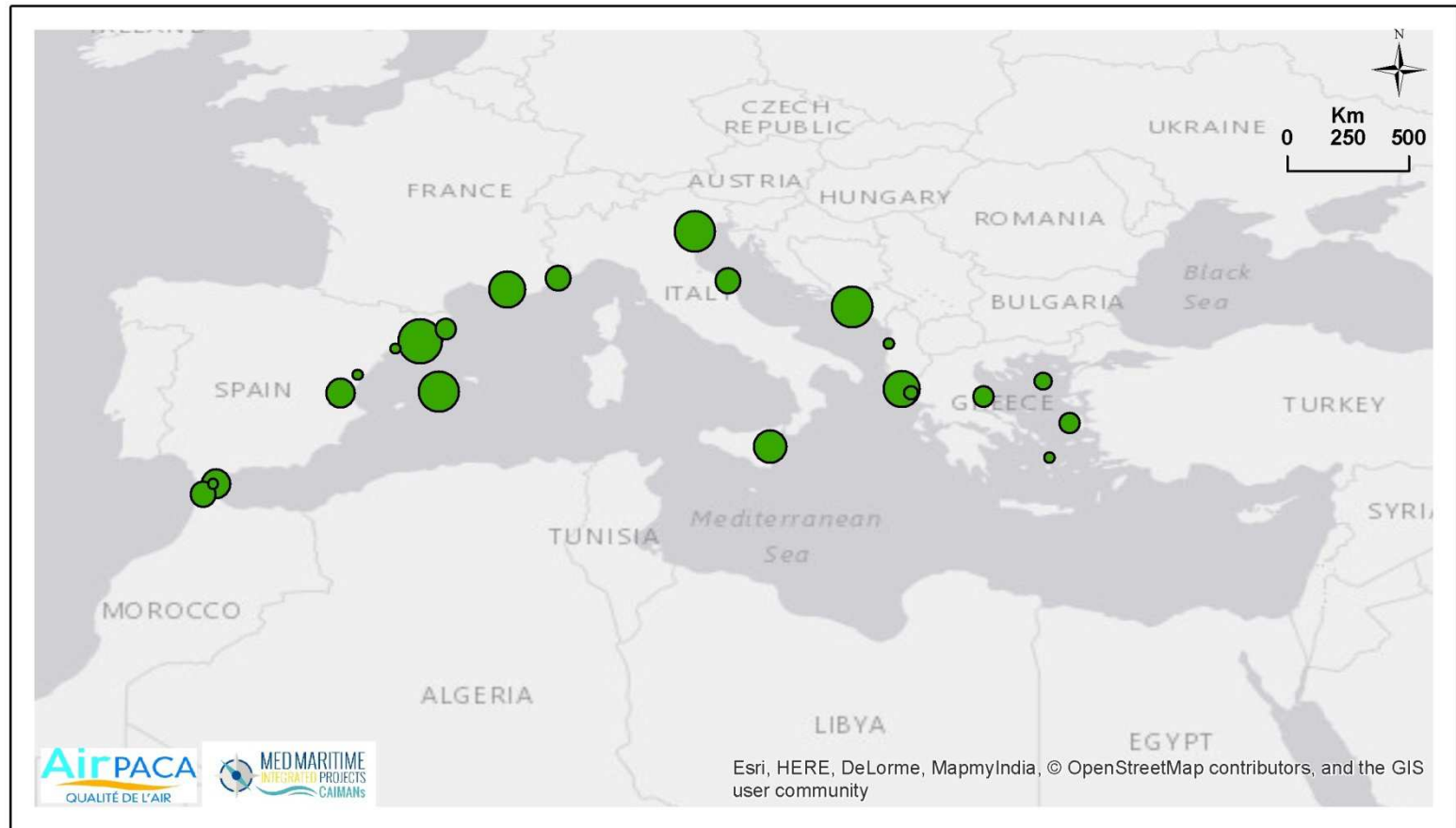
91% would like to be involved in mitigating the maritime emissions in their port

Generality

Answers from
PORTS

Number of Cruise Vessels

- 0 - 3
- 4 - 14
- 15 - 19
- 20 - 36
- 37 - 117
- 118 - 190
- 191 - 254
- 255 - 480
- 481 - 669
- 670 - 850



Esri, HERE, DeLorme, MapmyIndia, © OpenStreetMap contributors, and the GIS user community



Programme cofinancé par le Fonds Européen de Développement Régional
Programme cofinanced by the European Regional Development Fund

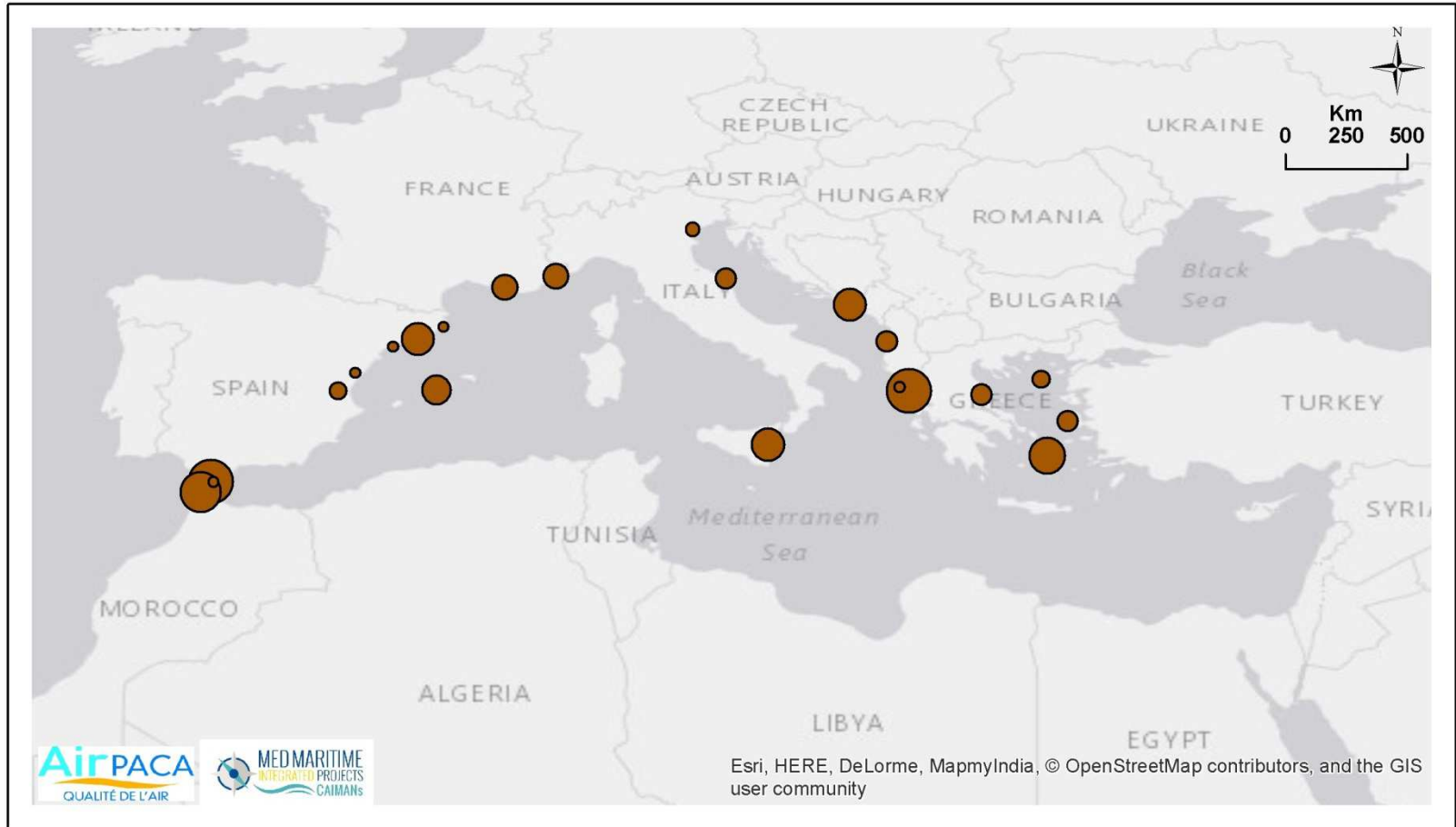


Generality

Answers from
PORTS

Number of Ferries

- 0 - 139
- 140 - 353
- 354 - 788
- 789 - 1289
- 1290 - 1450
- 1451 - 1647
- 1648 - 2518
- 2519 - 3086
- 3087 - 3900
- 3901 - 10864



Q: Regulations aiming to improve air quality

Answers from
PORTS

- ✓ **Only 54 % of the ports have a regulation aiming to mitigate pollutants emissions**

9 % of ports didn't know if there is an existing regulation

- ✓ **Only 50% of the ports have a specific regulation relative to sulfure fuel content**

9 % of ports didn't know if this specific regulation exists

Answers from
PORTS

Other suggestions (LNG terminal machinery, dry bulk solids, management of loading time of trailers, consumption monitoring)

Shore power (hotelling) (50%)

Retrofitting technologies: scrubbers (hotelling and manoeuvring) (55%)

What kind of actions would you be interested in?

Alternative to diesel locomotives (45%)

Alternative fuels (CNG, LNG, Hybrid diesel) (80%)

Hotelling: optimization of operations at berth to reduce hotelling time (45%)

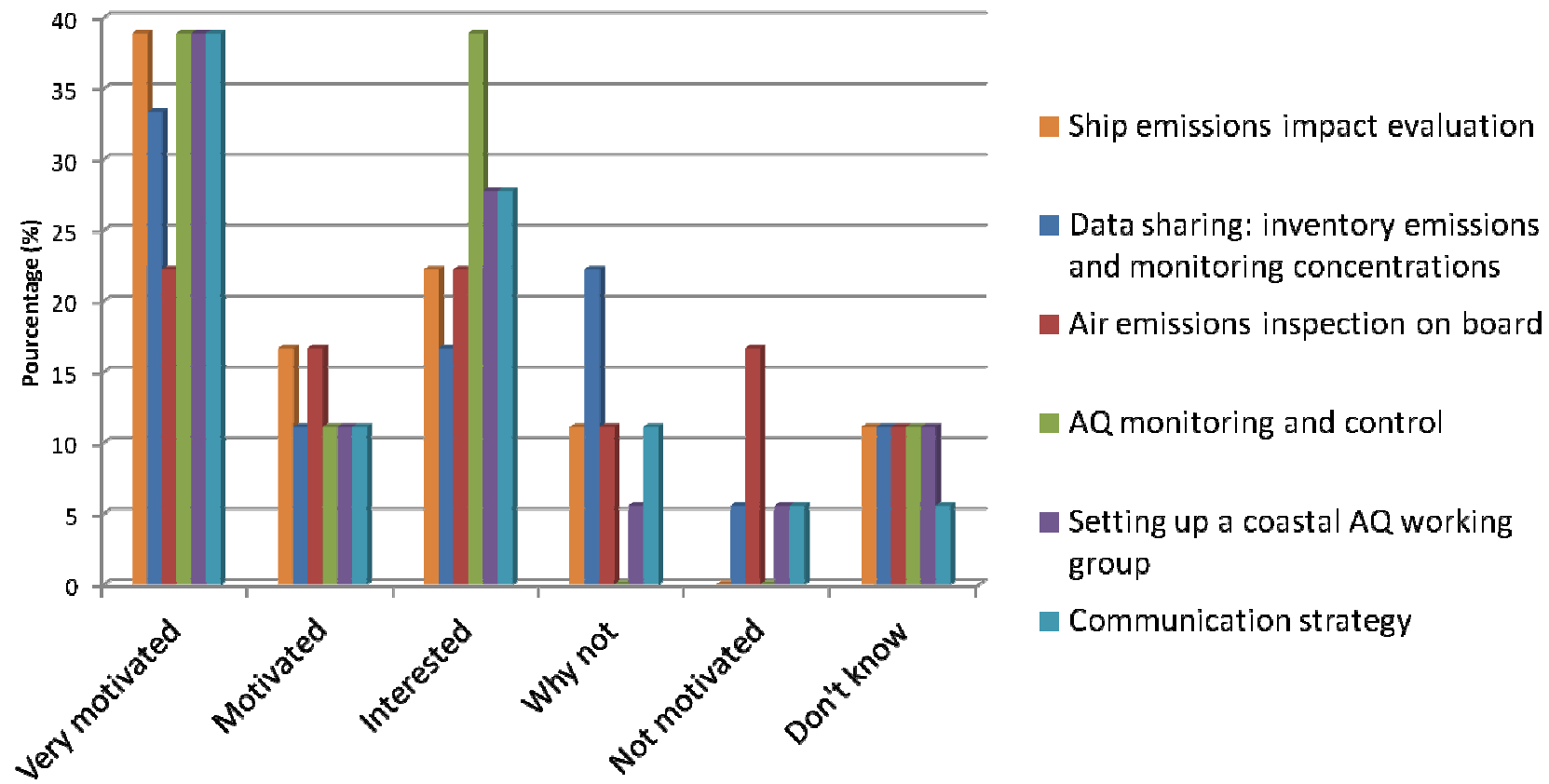


Programme cofinancé par le Fonds Européen de Développement Régional
Programme cofinanced by the European Regional Development Fund



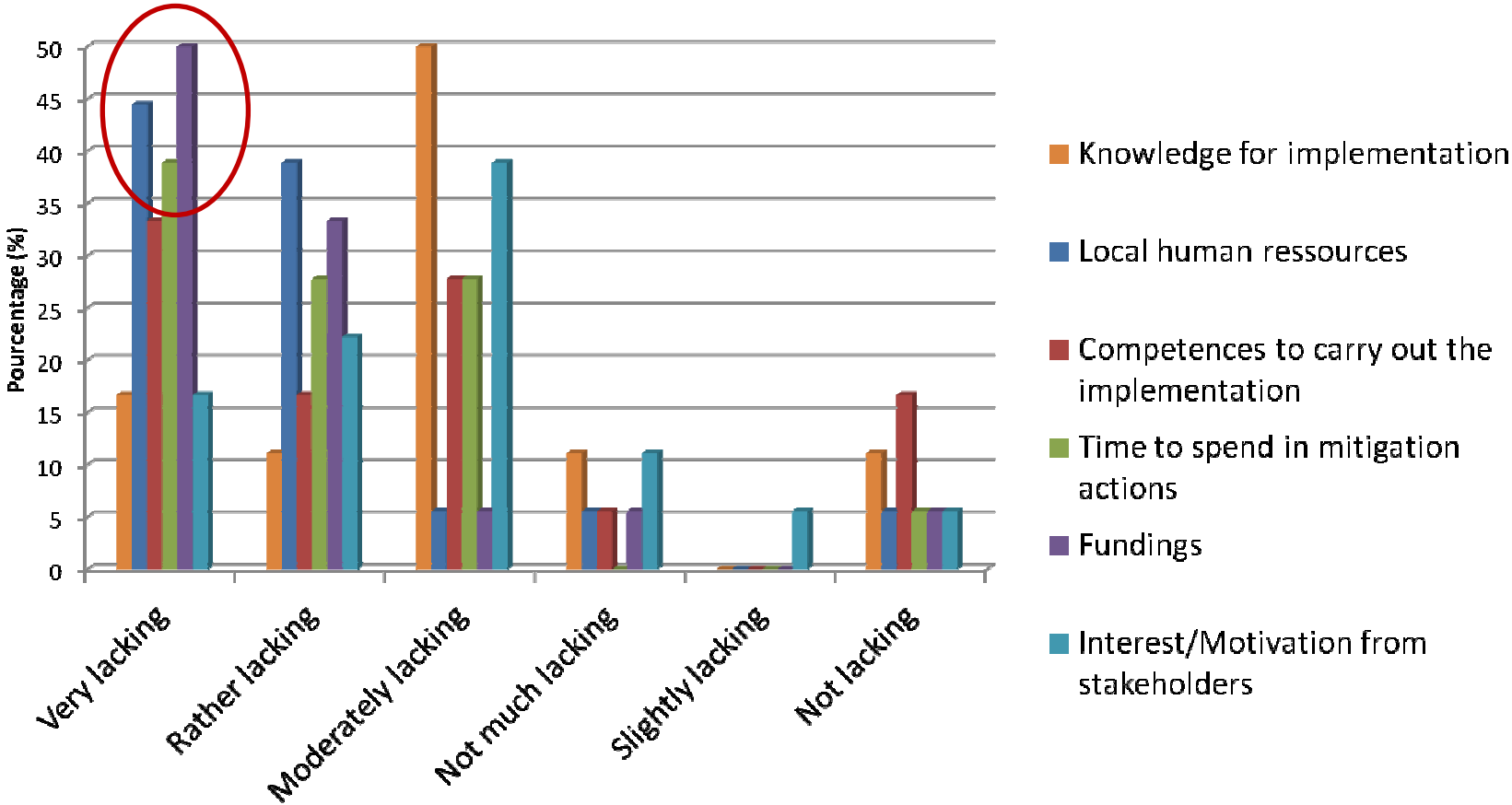
Q: Would you be ready to take part into actions like..?

(multiple choice is possible)



Answers from PORTS

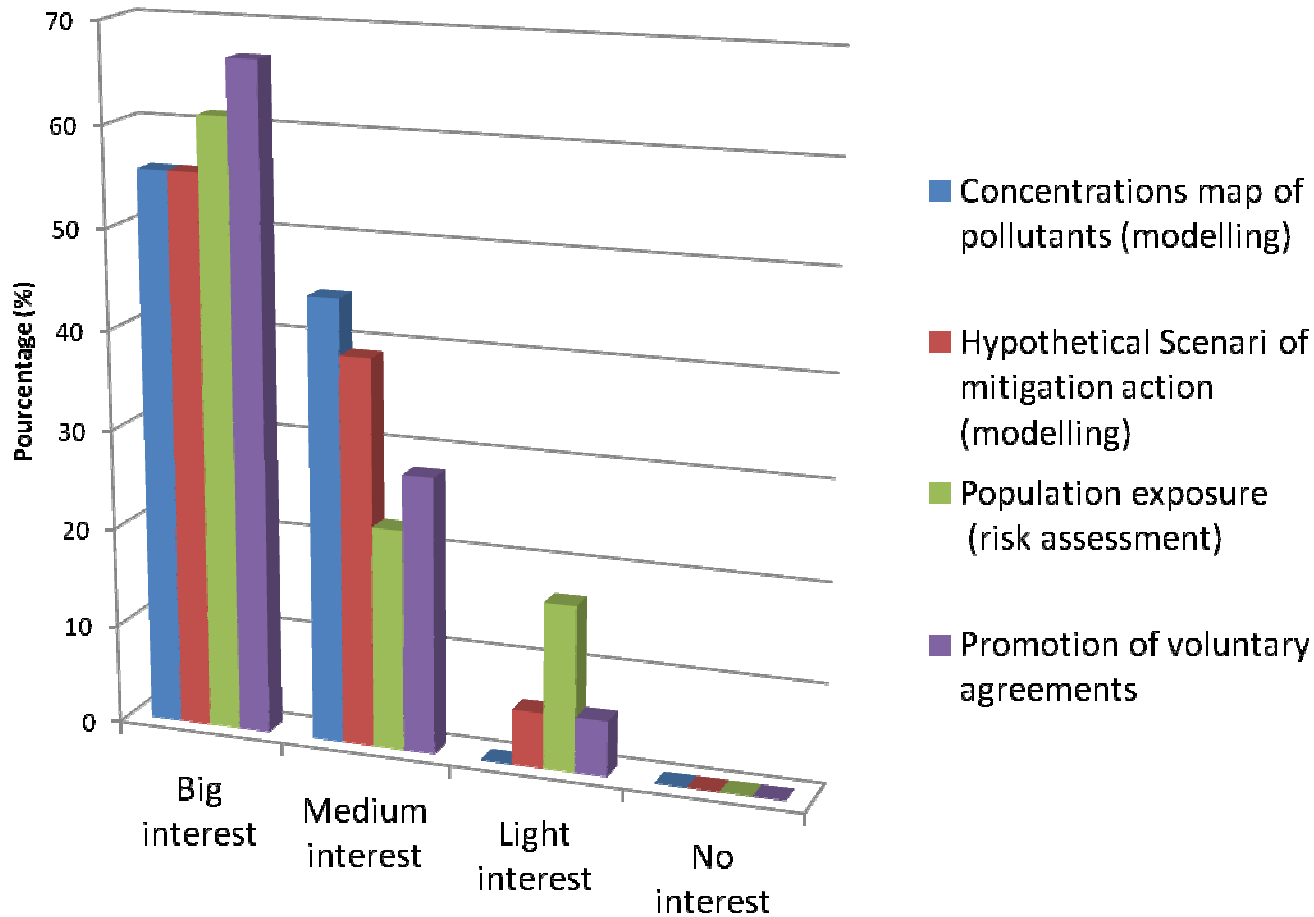
Q: What is lacking for the implementation of projects aiming at lowering maritime air pollution impact? *(multiple choice is possible)*



Q: Would you be interested by these approaches?

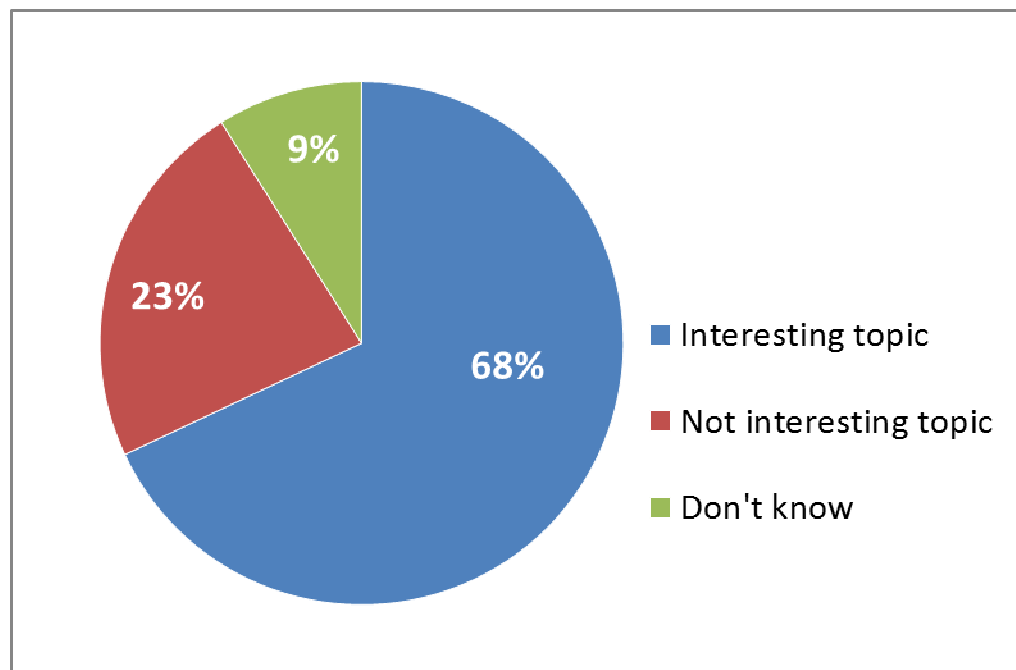
(multiple choice is possible)

Answers from
PORTS



Q: How is the Maritime emissions impact considered by public community and local authorities?

Answers from
PORTS

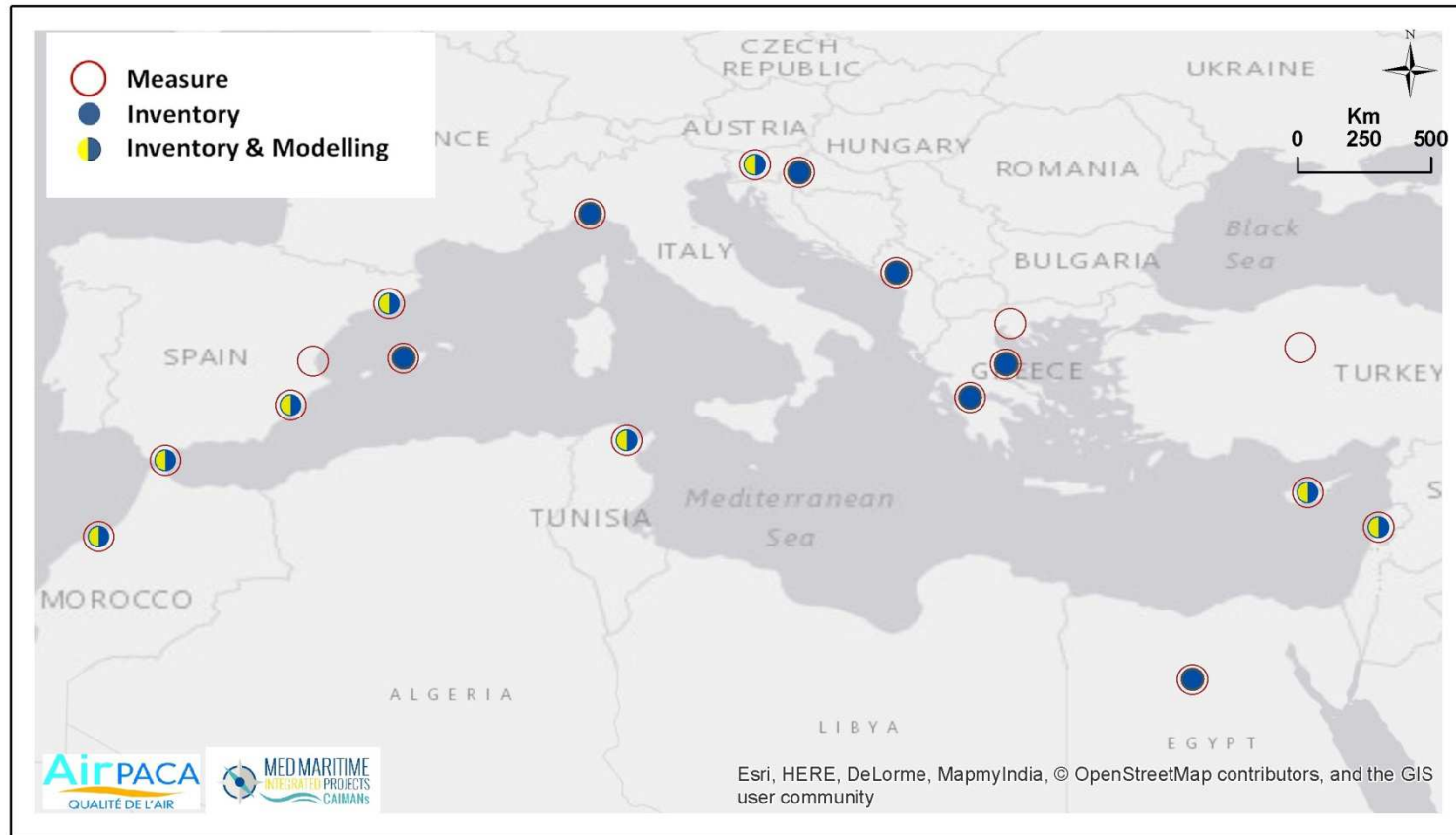


Results on AQ organisms



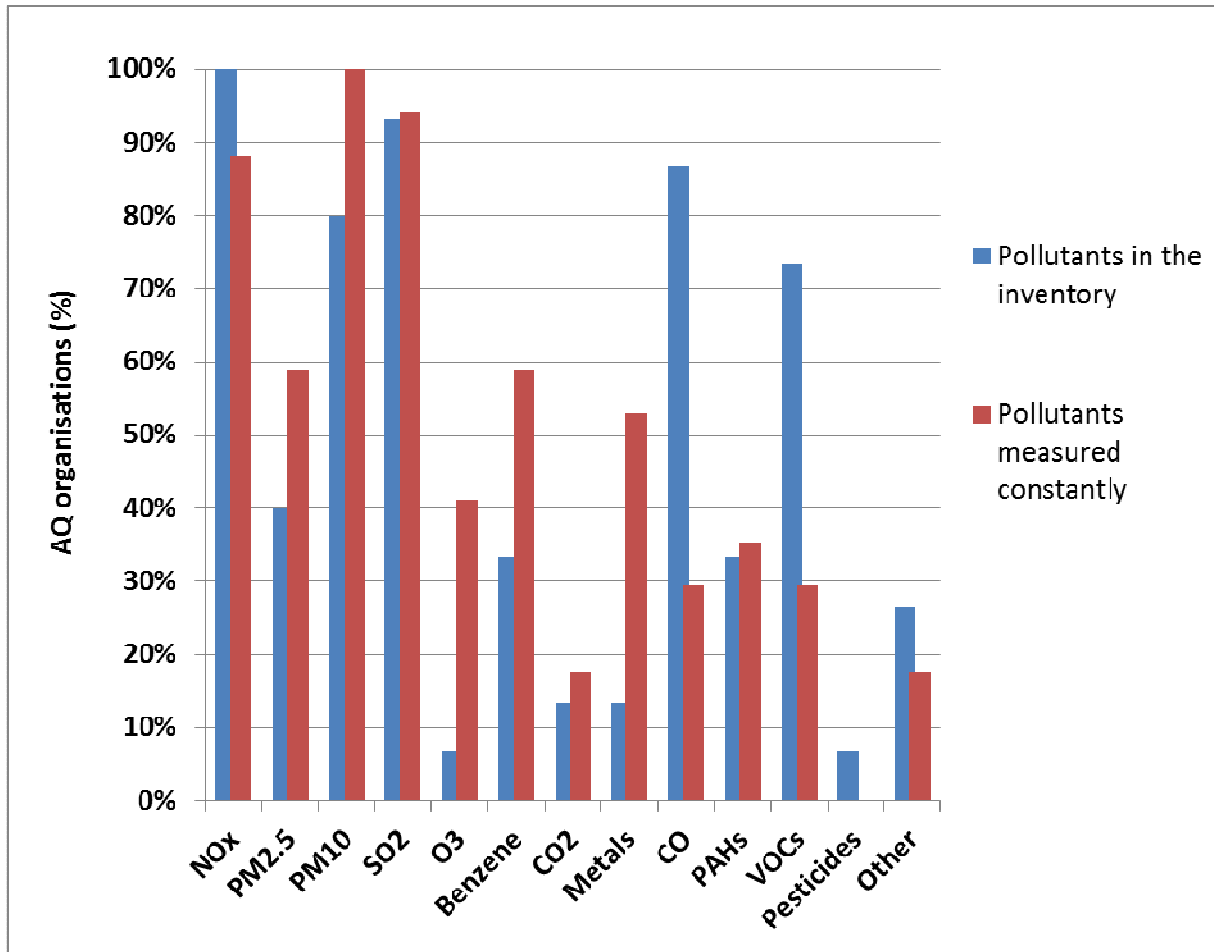
Q: Do you monitor AQ? Do you have an emission inventory? Do you practice modelling?

Answers from
AQ.org



Q: Which pollutants do you constantly measure? Which pollutants do you have in your emission inventory?

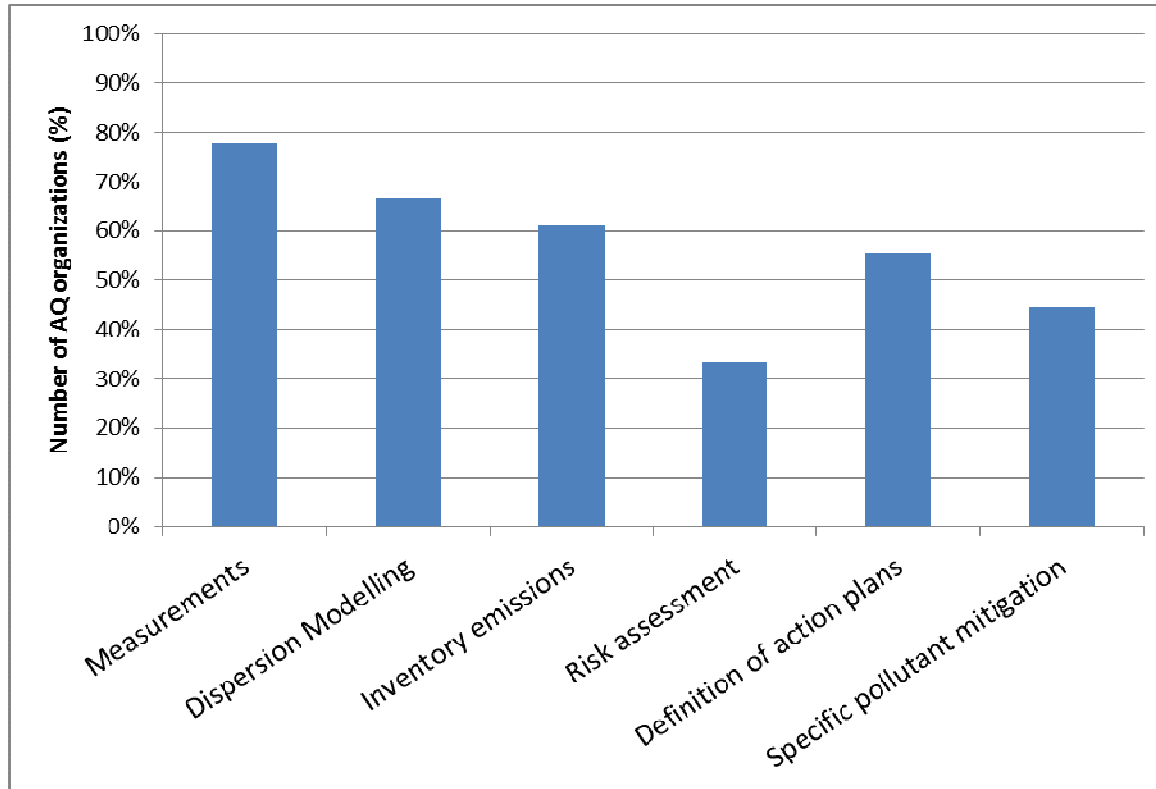
Answers from
AQ org.



Q: Which point would you prefer to address?

(multiple choice is possible)

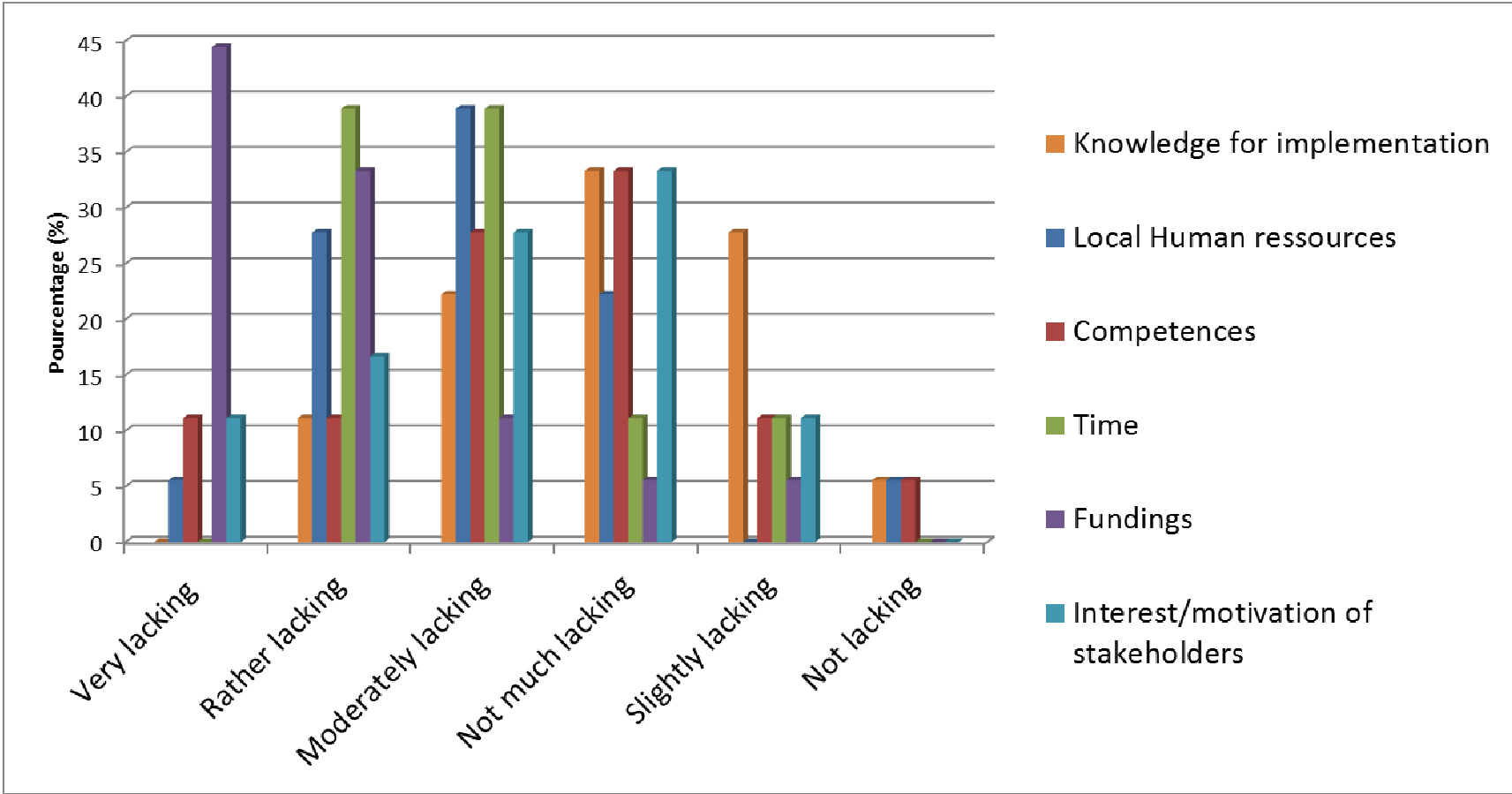
Answers from
AQ org.



Answers from AQ org.

Q: What would be lacking for feasibility?

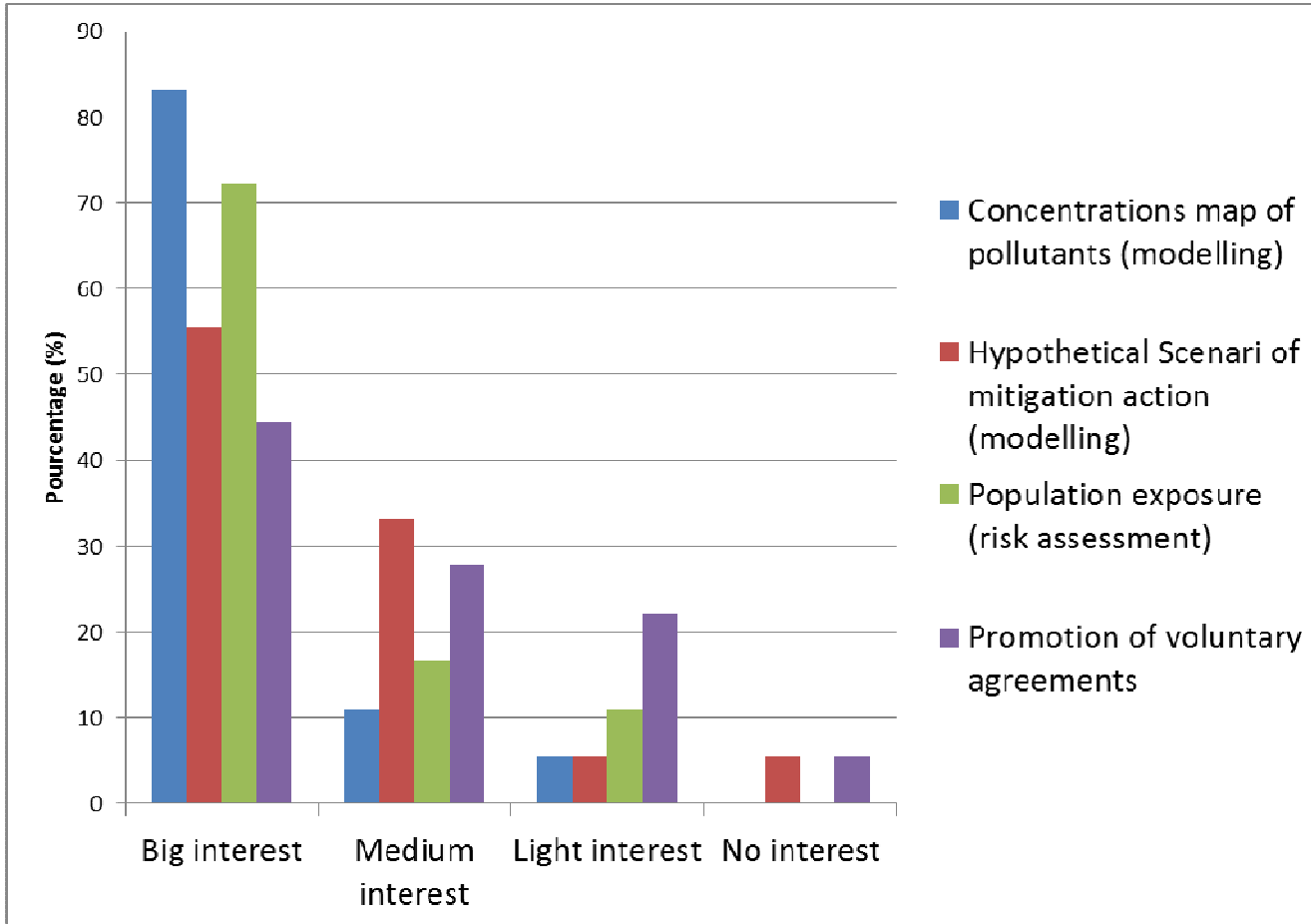
(multiple choice is possible)



Q: Would you be interested by these approaches?

(multiple choice is possible)

Answers from
AQ.org



Conclusions & Perspectives



Q : Do you want to participate to a EU project aiming to mitigate maritime emissions?

Answers from both ports & AQ.org.



Conclusions & Perspectives

- ✓ **Strong network of stakeholders in the MED basin – with high motivation in mitigating the emissions ships**
- ✓ **A better involvement has to be implemented between Port Authorities and AQ organisations – with better communication on action plans, etc.**
- ✓ **New opportunity – Program MED 2014/2020 : potential partnership to elaborate action plans against Climate warming and its effects on air quality in the Med basin.**



Thanks for your attention

